



Mobile No Update on VAHAN Portal

Rosmerta Safety Systems Limited



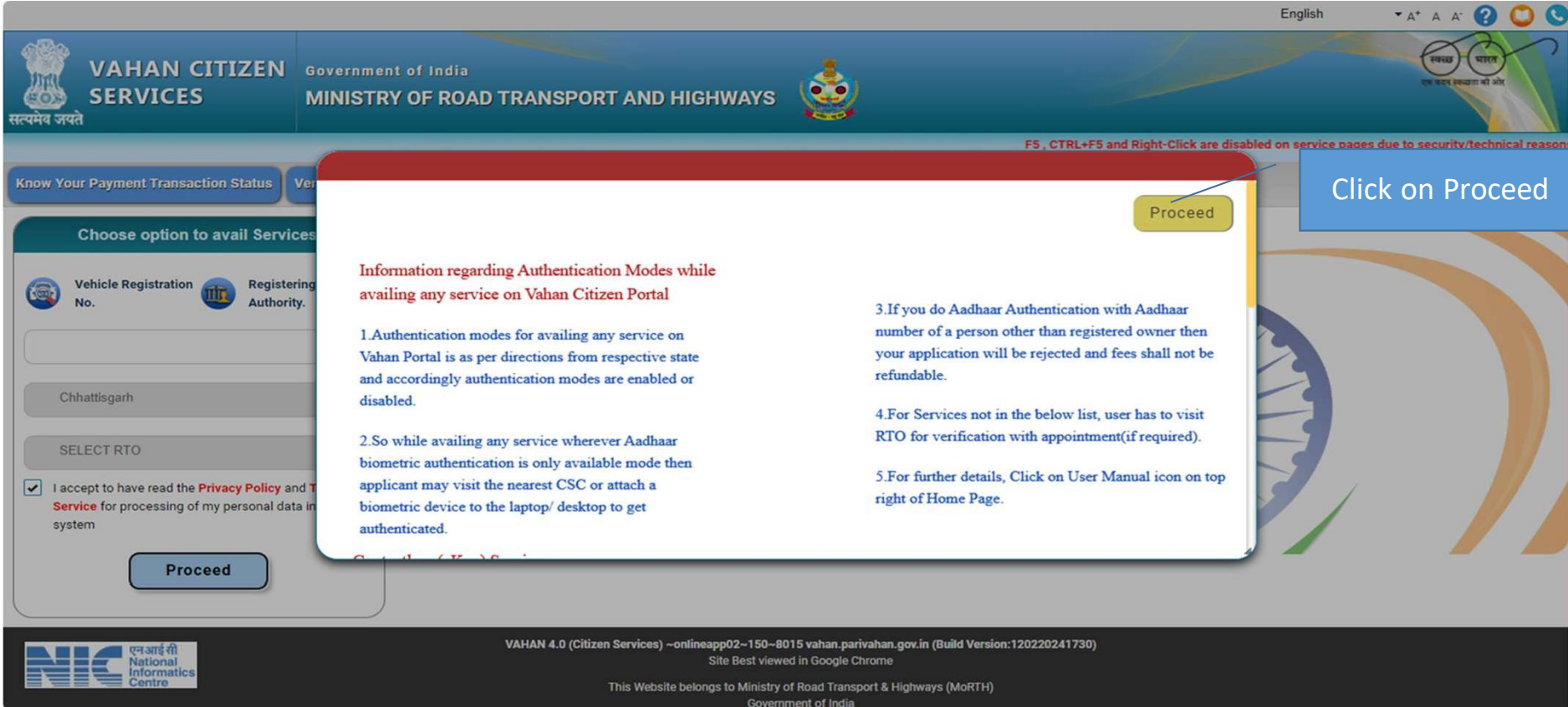
VAHAN Link –

<https://vahan.parivahan.gov.in/vahanservice/vahan/ui/statevalidation/homepage.xhtml>

Process of Mobile no update in VAHAN

The screenshot displays the VAHAN Citizen Services interface. At the top, it features the Government of India logo and the text 'VAHAN CITIZEN SERVICES' and 'MINISTRY OF ROAD TRANSPORT AND HIGHWAYS'. A navigation bar includes links for 'Know Your Payment Transaction Status', 'Verify Receipt', 'Click here for Feedback/Complaint', 'Apply For New Registration', and 'Administrative Users'. The main content area is titled 'Choose option to avail Services' and contains two sections: 'Vehicle Registration No.' and 'Registering Authority'. The 'Vehicle Registration No.' section has a text input field labeled 'ENTER REGISTRATION NUMBER', a 'SELECT STATE' dropdown, and a 'SELECT RTO' dropdown. Below these is a checkbox for 'I accept to have read the Privacy Policy and Terms of Service for processing of my personal data into the system'. A 'Proceed' button is at the bottom of this section. Three blue callout boxes with arrows point to the 'ENTER REGISTRATION NUMBER' field, the 'I Accept' checkbox, and the 'Proceed' button, with labels 'Enter Your Vehicle Registration', 'Click on I Accept', and 'Click on Proceed' respectively. The background features a map of India and a large Ashoka Chakra. The footer contains the NIC logo, the text 'VAHAN 4.0 (Citizen Services) ~onlineapp02~150~8015 vahan.parivahan.gov.in (Build Version:120220241730)', and 'This Website belongs to Ministry of Road Transport & Highways (MoRTH) Government of India'.

Process of Mobile no update in VAHAN



The screenshot shows the VAHAN Citizen Services portal. A popup window is displayed in the center with the following text:

Information regarding Authentication Modes while availing any service on Vahan Citizen Portal

1. Authentication modes for availing any service on Vahan Portal is as per directions from respective state and accordingly authentication modes are enabled or disabled.
2. So while availing any service wherever Aadhaar biometric authentication is only available mode then applicant may visit the nearest CSC or attach a biometric device to the laptop/ desktop to get authenticated.
3. If you do Aadhaar Authentication with Aadhaar number of a person other than registered owner then your application will be rejected and fees shall not be refundable.
4. For Services not in the below list, user has to visit RTO for verification with appointment (if required).
5. For further details, Click on User Manual icon on top right of Home Page.

The popup has a "Proceed" button in the top right corner. A blue callout box on the right side of the popup says "Click on Proceed".

The background of the portal shows the "VAHAN CITIZEN SERVICES" header, the Government of India logo, and the Ministry of Road Transport and Highways. Below the header, there are navigation links like "Know Your Payment Transaction Status" and "Choose option to avail Services". The "Choose option to avail Services" section includes "Vehicle Registration No." and "Registering Authority" fields, with "Chhattisgarh" selected. There is a "SELECT RTO" dropdown and a "Proceed" button at the bottom of this section. A checkbox is checked, indicating acceptance of the Privacy Policy and Terms of Service.

At the bottom of the page, there is a footer with the NIC logo, the text "VAHAN 4.0 (Citizen Services) ~onlineapp02~150~8015 vahan.parivahan.gov.in (Build Version:120220241730)", and "Site Best viewed in Google Chrome". It also states "This Website belongs to Ministry of Road Transport & Highways (MoRTH) Government of India".

Process of Mobile no update in VAHAN

VAHAN CITIZEN SERVICES
TRANSPORT DEPARTMENT, GOVERNMENT OF CHHATTISGARH, BAIKUNTHPUR DTO

Home Services Appointment Other Services Download Document Status User Login (For bulk tax payment only)

Vehicle Registration No.: CG16CB8880

ONLINE SERVICES

- Pay Your Tax
- Transfer of Ownership(TO) by seller
- Transfer of Ownership(TO) by buyer's
- Transfer of Ownership(TO) by Succession
- Change of Address (State Series Only)
- Apply for Fitness Renewal/Re-Apply After Fitness Being Failed
- Pay Balance Fees Fine(For Fitness Applications)
- Application for No Objection Certificate
- Duplicate Fitness Certificate
- Renewal of Registration
- Conversion Of Vehicle
- Re-Assignment Of Vehicle (To State Series)
- Re-Assignment Of Vehicle (To Vintage Series)
- Alteration Of Vehicle
- RC Particulars
- RC Cancellation
- Withdrawal of Application
- Hypothecation Addition
- Hypothecation Termination
- Application for Duplicate RC
- Mobile number Update (aadhaar based)

Update Mobile Number (Verification)

<https://vahan.parivahan.gov.in/vahanservice/vahan/ui/usermgmt/login.xhtml?faces-redirect=true...>

Click here to update mobile no

Process of Mobile no update in VAHAN

okies/browser history and then try again.

VAHAN CITIZEN SERVICES
TRANSPORT DEPARTMENT, GOVERNMENT OF CHHATTISGARH, BAIKUNTHPUR DTO

Home Services Appointment Other Services Download Document Status User Login (For bulk tax payment only)

Vehicle Registration No.: CG16CB8880

Enter Your Vehicle Registration No

Enter Your Vehicle Chassis No

Enter Your Vehicle Engine No

Please note that in case you don't have complete information then visit RTO for getting details updated.

Vehicle Registration No. *

Registration Date: *

Chassis No (Full) *

Registration/Fitness Valid Upto Date *

Engine Number(Full) *

Enter fitness upto date for commercial vehicle and registration upto for private vehicle

Show Details Reset

Enter Registration Date

Enter Registration upto / Fitness upto Date

***Please keep your Registration Certificate (RC) in your hand**

Process of Mobile no update in VAHAN

VAHAN CITIZEN SERVICES
TRANSPORT DEPARTMENT, GOVERNMENT OF HARYANA, SDM GURUGRAM

Home Services Other Services Download Document Status User Login (For bulk tax payment only)

Vehicle Registration No.: HR26EM3633

Update Mobile Number

Please note that in case you don't have complete information then visit RTO for getting details updated.

Vehicle Registration No. *	Chassis No (Full) *	Engine Number(Full) *
<input type="text"/>	<input type="text"/>	<input type="text"/>
Registration Date: *	Registration/Fitness Valid Upto Date *	Enter fitness upto date for commercial vehicle and registration upto for private vehicle
<input type="text" value="11-02-2021"/>	<input type="text" value="10-02-2036"/>	<input type="text"/>
Aadhaar Number *	Enter Name as Registered in Aadhaar *	Enter Mobile Number as per Aadhaar *
<input type="text"/>	<input type="text"/>	<input type="text"/>


1. I hereby state that I have no objection in authenticating myself with Aadhaar based authentication system and consent to providing my Aadhaar number and One-Time Pin (OTP) data for Aadhaar based authentication for the purposes of availing of the eKYC related Services.
2. I understand that eKYC is a secure and convenient way to verify my identity.
3. I understand that the Aadhaar Authentication system for that specific purpose will use my personal identity data provided for the purpose of Aadhaar authentication.

I agree

Enter your Aadhaar No **Enter Name on Aadhaar** **Enter Aadhaar Mobile No**

Click on I Agree **Click on Verify**

Process of Mobile no update in VAHAN

**VAHAN CITIZEN SERVICES**
सत्यमेव जयते

TRANSPORT DEPARTMENT, GOVERNMENT OF HARYANA, SDM GURUGRAM

Home Services Other Services Download Document Status

User Login
(For bulk tax payment only)

Vehicle Registration No.: HR26EM3633

Update Mobile Number

Please note that in case you don't have complete information then visit RTO for getting details updated.

Vehicle Registration No. *	Chassis No (Full) *	Engine Number(Full) *
<input type="text"/>	<input type="text"/>	<input type="text"/>
Registration Date: *	Registration/Fitness Valid Upto Date *	Enter fitness upto date for commercial vehicle and registration upto for private vehicle
<input type="text"/>	<input type="text"/>	<input type="text"/>
Aadhaar Number *	Enter Name as Registered in Aadhaar *	Enter Mobile Number as per Aadhaar *
<input type="text"/>	<input type="text"/>	<input type="text"/>

1. I hereby state that I have no objection in authenticating myself with Aadhaar based authentication system and consent to providing my Aadhaar number and One Time Pin (OTP) data for Aadhaar based authentication for the purposes of availing of the RC related Services.
2. I understand that eKYC shall be used only for authenticating my identity through the Aadhaar Authentication system for that specific transaction and for no other purpose.
3. I understand that the Transport Department shall ensure security and confidentiality of my personal identity data provided for the purpose of Aadhaar based authentication.

I agree

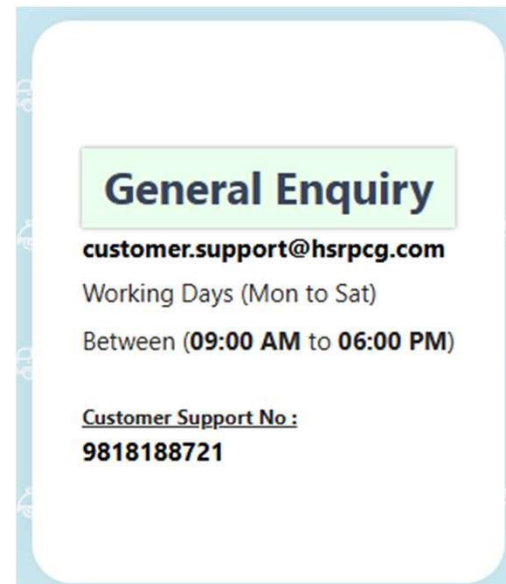
Verify Reset

Existing Mobile Number in Vahan	Existing Owner Name in Vahan	Update Mobile Number
<input type="text"/>	<input type="text"/>	<input type="button"/>

Click here to update your mobile no



For any support or Information Please contact



Thanks

Rosmerta Safety Systems Limited

<https://hsrpcg.com>